

Step 1:

Select



Step 2:

Collaborate



Step 3:

Go to Step 1



# How to Guide – Pahal Community Outreach Portal Consult Club of IIM Ahmedabad

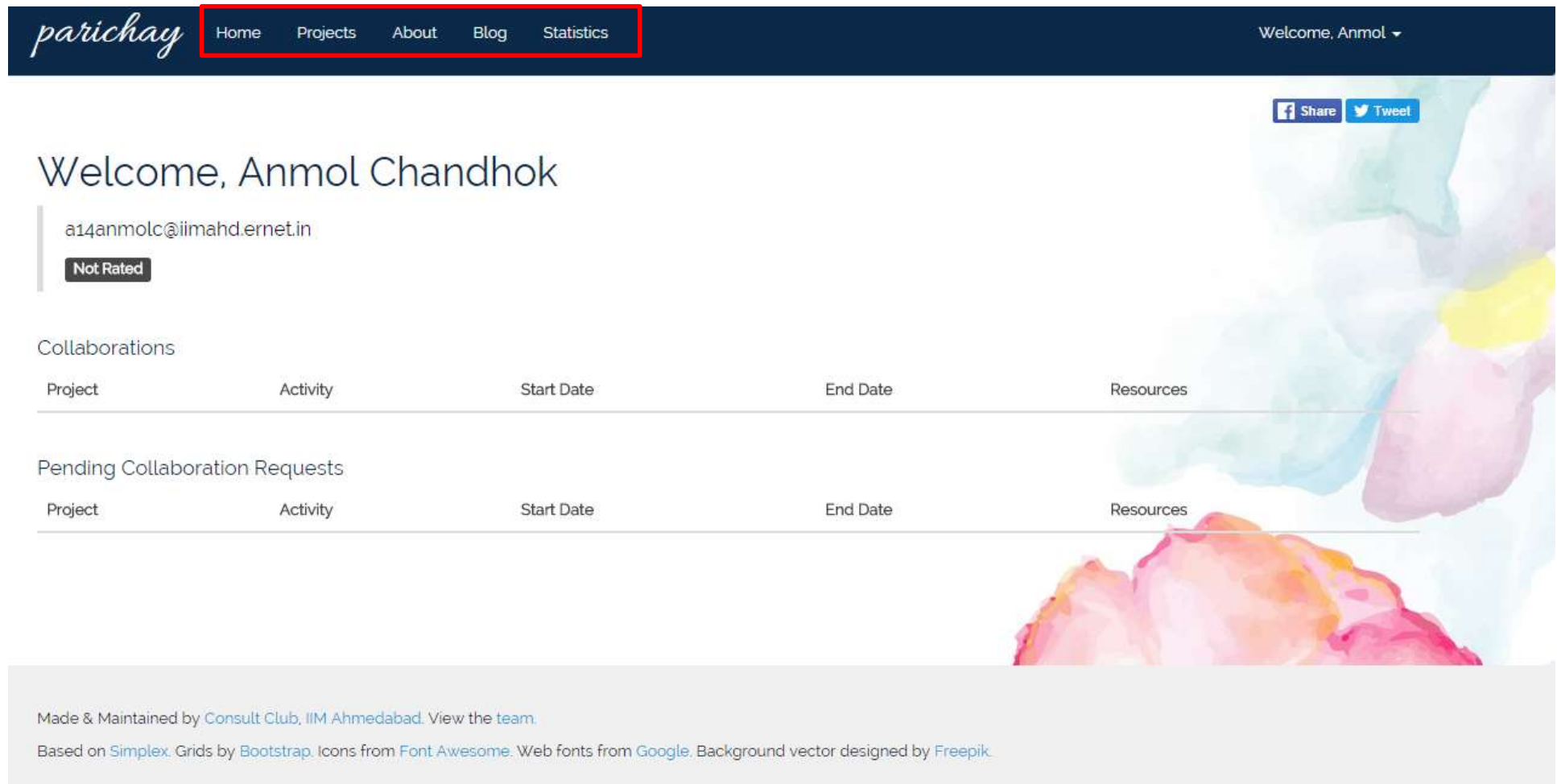
# Step 1

Login with your @iimahd.ernet.in email address, and select “**Collaborator**” if you want to work with organizations that post project requirements, or “**Organizer**” if you are looking for people who can collaborate with your existing or upcoming projects.

The screenshot shows the Parichay website interface. At the top, there is a dark blue navigation bar with the 'parichay' logo on the left and links for 'Home', 'Projects', 'About', 'Blog', and 'Statistics'. On the right side of the navigation bar, there is a 'Login with Google' button highlighted with a red rectangle. Below the navigation bar, there are social media sharing buttons for 'Share' and 'Tweet'. The main content area features the heading 'Social collaboration was never this easier!' followed by a link 'Looking to post a project? Click here.' Below this, there are three steps outlined: 'Step 1: Select' with a clipboard icon, 'Step 2: Collaborate' with a handshake icon and a blue button labeled 'Browse the Projects', and 'Step 3: Go to Step 1' with a network diagram icon. A text box on the right side of the page states: 'At the moment we only allow IIMA student clubs and interest groups to sign up as organizers'. At the bottom, there is a footer with text: 'Made & Maintained by Consult Club, IIM Ahmedabad. View the team. Based on Simplex. Grids by Bootstrap. Icons from Font Awesome. Web fonts from Google. Background vector designed by Freepik.'

# Step 2

Logging in will take you to your **dashboard**. From here you can access the homepage, projects tab, blog (which archives the activities undertaken and their outcomes), and also gain more information about the portal and projects.



The screenshot shows a user dashboard for 'parichay'. The navigation menu at the top includes 'Home', 'Projects', 'About', 'Blog', and 'Statistics', with 'Projects' highlighted by a red box. The user is logged in as 'Anmol' and is greeted with 'Welcome, Anmol Chandhok'. The dashboard displays the user's email 'a14anmolc@iimahd.ernet.in' and a 'Not Rated' badge. Below this, there are two empty tables for 'Collaborations' and 'Pending Collaboration Requests', both with columns for Project, Activity, Start Date, End Date, and Resources. The footer contains information about the site's development and design.

parichay

Home Projects About Blog Statistics

Welcome, Anmol

Share Tweet

## Welcome, Anmol Chandhok

a14anmolc@iimahd.ernet.in

Not Rated

### Collaborations

Project	Activity	Start Date	End Date	Resources
---------	----------	------------	----------	-----------

### Pending Collaboration Requests

Project	Activity	Start Date	End Date	Resources
---------	----------	------------	----------	-----------

Made & Maintained by [Consult Club, IIM Ahmedabad](#). [View the team](#).

Based on [Simplex](#). Grids by [Bootstrap](#). Icons from [Font Awesome](#). Web fonts from [Google](#). Background vector designed by [Freepik](#).

# Step 3

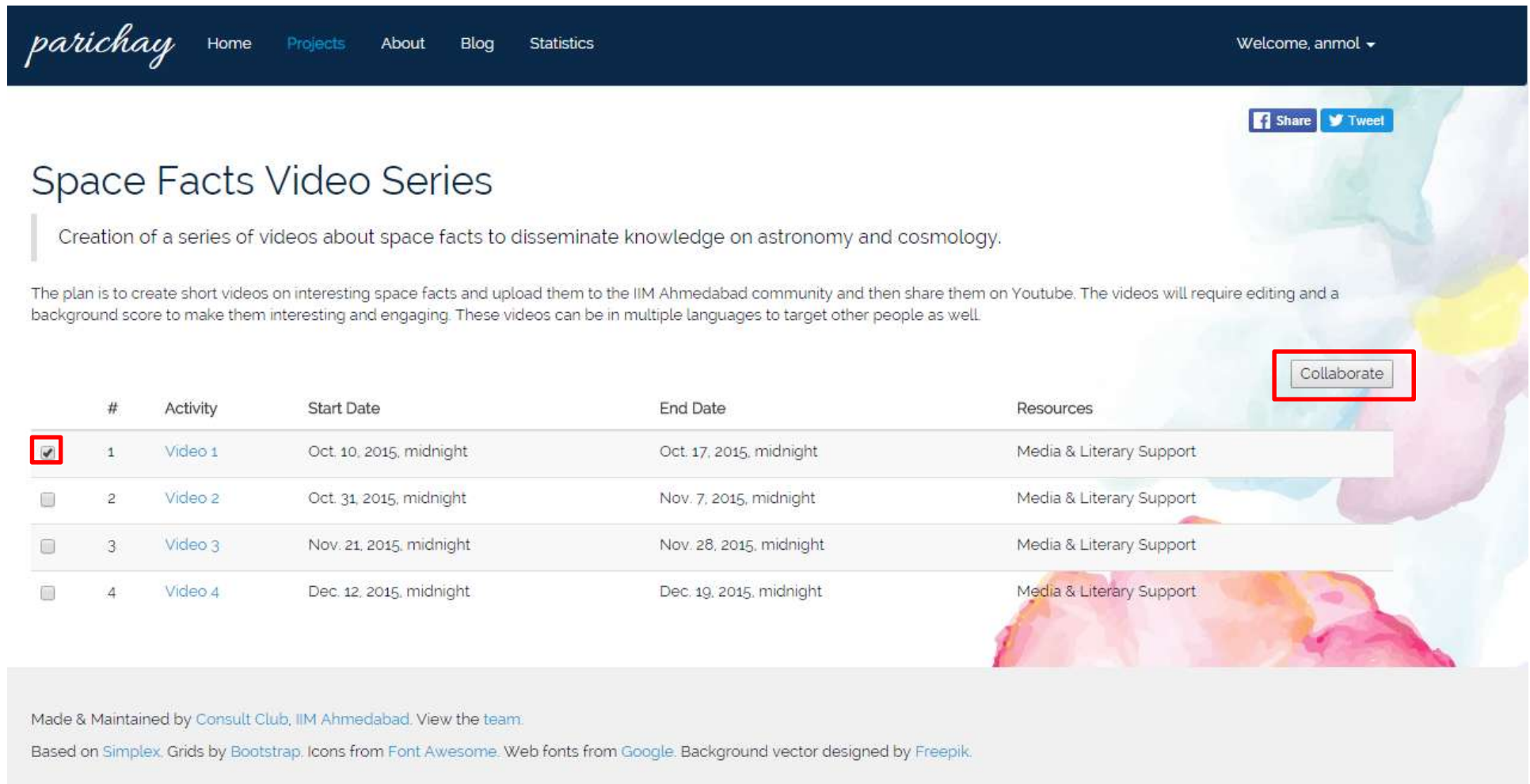
Select and click on a project to know more about it

The screenshot shows the Parichay website with a dark blue header. The navigation menu includes 'Home', 'Projects', 'About', 'Blog', and 'Statistics'. The user is logged in as 'Anmol'. There are social media share buttons for Facebook and Twitter. The main content area displays several project cards:

- Space Facts Video Series** (highlighted with a red box):
  - By: Stargazers IIMA
  - Description: Creation of a series of videos about space facts to disseminate knowledge on astronomy and cosmology.
- Adoption of thalassemia patients by IIM-A alumni**:
  - By: Alumni Cell
  - Description: Yearly blood expenses to be borne by individual alumnus for 1 or more thalassemic major kids in association with Red Cross
- CHAOS**:
  - By: Deepanshu Misra
  - Description: A dance show for Prayaas kids on chaos stage A dance performance by an NGO related to chaos Rambhai stall As chaos is open for public so its overall a community outreach.
- LSD Literary Activities**:
  - By: LSD IIMA
  - Description: Will constitute Quizzes or Hindi activities to be held around important days or events.
- Bollywood Retro-Nite at an Old-Age Home**:
  - By: MusicClub IIMA
  - Description: The club will take care of logistics such as but not limited to music setup, decorations and snacks. Members will cover old Bollywood songs which the audience will be familiar with. There will also be an informal interaction after the show with an antakshari session. The club aims to entertain the audience and help them relive their old days through the musical event.
- Women Health and Hygiene**:
  - By: Agri Business Club
  - Description: We would go to Government schools and address girls of class 8th onward. Posters printed in Gujarati that carries information on measures to be adopted during menstruation would be given to the girls. We would seek help from lady teachers of those schools to read out the content in Gujarati.

# Step 4

Pick the project you want to work on, and click collaborate. You can also share the activity with your friends



*parichay* Home Projects About Blog Statistics Welcome, anmol ▾

Share Tweet

## Space Facts Video Series

Creation of a series of videos about space facts to disseminate knowledge on astronomy and cosmology.

The plan is to create short videos on interesting space facts and upload them to the IIM Ahmedabad community and then share them on Youtube. The videos will require editing and a background score to make them interesting and engaging. These videos can be in multiple languages to target other people as well.

Collaborate

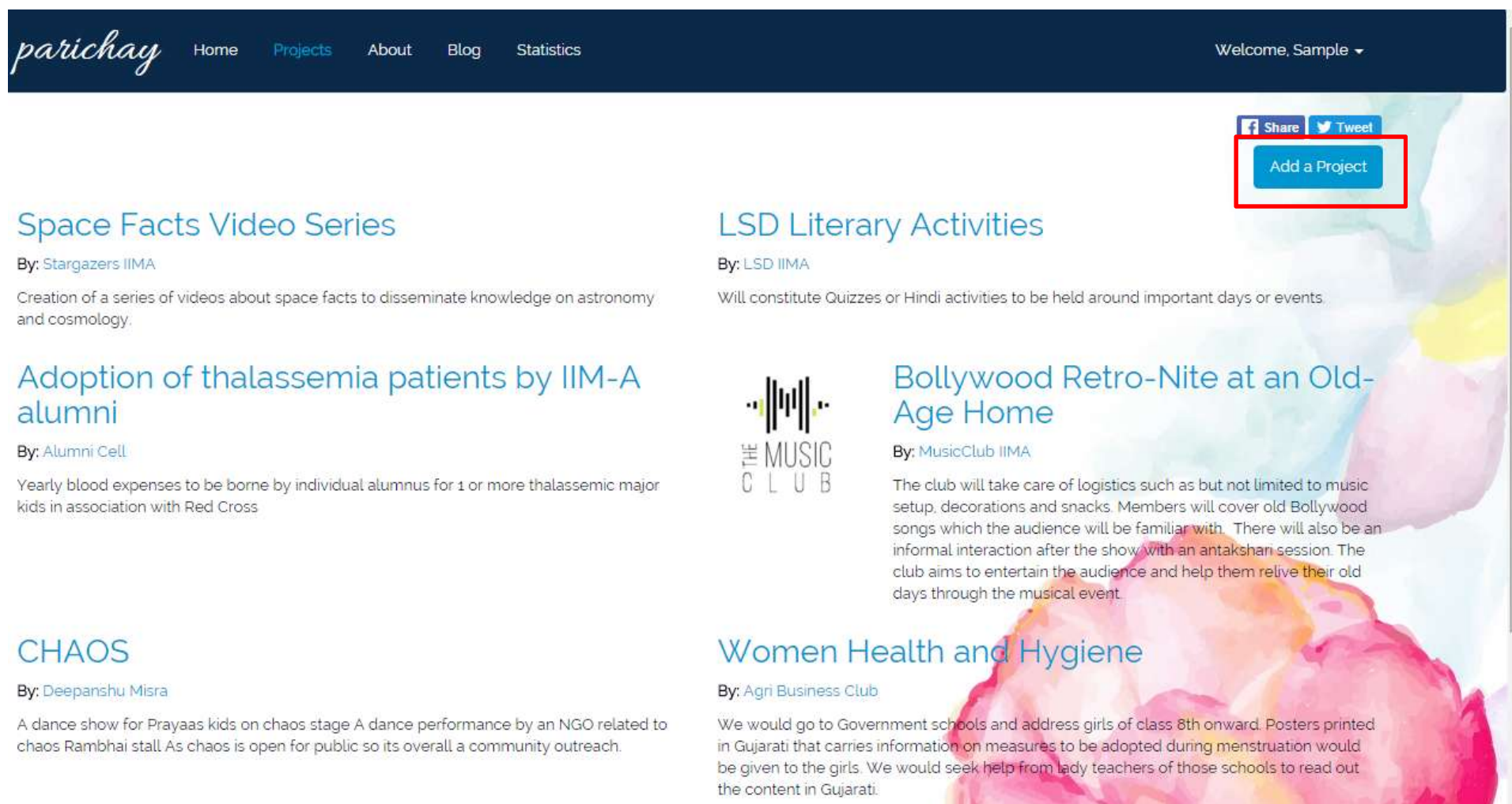
#	Activity	Start Date	End Date	Resources
<input checked="" type="checkbox"/>	Video 1	Oct. 10, 2015, midnight	Oct. 17, 2015, midnight	Media & Literary Support
<input type="checkbox"/>	Video 2	Oct. 31, 2015, midnight	Nov. 7, 2015, midnight	Media & Literary Support
<input type="checkbox"/>	Video 3	Nov. 21, 2015, midnight	Nov. 28, 2015, midnight	Media & Literary Support
<input type="checkbox"/>	Video 4	Dec. 12, 2015, midnight	Dec. 19, 2015, midnight	Media & Literary Support

Made & Maintained by [Consult Club, IIM Ahmedabad](#). [View the team](#).

Based on [Simplex](#). Grids by [Bootstrap](#). Icons from [Font Awesome](#). Web fonts from [Google](#). Background vector designed by [Freepik](#).

# Step 5 (for organizers only)

You can add projects to the board by clicking on the “**Add a Project**” tab. There, you must enter details, as well as start and end dates for the project. Once the project has been posted, you can share it using social media. You will be notified when collaborators express their interest in working with you.



The screenshot shows the Parichay website interface. At the top, there is a dark blue navigation bar with the logo 'parichay' on the left and links for 'Home', 'Projects', 'About', 'Blog', and 'Statistics' in the center. On the right side of the navigation bar, it says 'Welcome, Sample' with a dropdown arrow. Below the navigation bar, there are social media sharing buttons for Facebook (Share) and Twitter (Tweet), and a prominent blue button labeled 'Add a Project' which is highlighted with a red rectangular border. The main content area displays a grid of project cards. Each card includes a title, the organizing body, and a brief description. The projects listed are: 'Space Facts Video Series' by Stargazers IIMA, 'Adoption of thalassemia patients by IIM-A alumni' by Alumni Cell, 'CHAOS' by Deepanshu Misra, 'LSD Literary Activities' by LSD IIMA, 'Bollywood Retro-Nite at an Old-Age Home' by MusicClub IIMA, and 'Women Health and Hygiene' by Agri Business Club. The background of the page features a soft-focus image of pink and yellow flowers.

**parichay** Home Projects About Blog Statistics Welcome, Sample ▾

Share Tweet  
**Add a Project**

### Space Facts Video Series

By: Stargazers IIMA

Creation of a series of videos about space facts to disseminate knowledge on astronomy and cosmology.

### Adoption of thalassemia patients by IIM-A alumni

By: Alumni Cell

Yearly blood expenses to be borne by individual alumnus for 1 or more thalassemic major kids in association with Red Cross

### CHAOS

By: Deepanshu Misra

A dance show for Prayaas kids on chaos stage A dance performance by an NGO related to chaos Rambhai stall As chaos is open for public so its overall a community outreach.

### LSD Literary Activities

By: LSD IIMA

Will constitute Quizzes or Hindi activities to be held around important days or events

### Bollywood Retro-Nite at an Old-Age Home

By: MusicClub IIMA

The club will take care of logistics such as but not limited to music setup, decorations and snacks. Members will cover old Bollywood songs which the audience will be familiar with. There will also be an informal interaction after the show with an antakshari session. The club aims to entertain the audience and help them relive their old days through the musical event.

### Women Health and Hygiene

By: Agri Business Club

We would go to Government schools and address girls of class 8th onward. Posters printed in Gujarati that carries information on measures to be adopted during menstruation would be given to the girls. We would seek help from lady teachers of those schools to read out the content in Gujarati.

# Step 6 (for organizers only)

Organizers can select collaborators now. To know more about them, click their name and see their profile. Their profiles will include their previous projects and ratings from organizers.

The screenshot shows the Parichay website interface. At the top, there is a dark blue navigation bar with the logo 'parichay' and links for Home, Projects, About, Blog, and Statistics. A user greeting 'Welcome, Consult' is visible on the right. Below the navigation bar, the main content area features a 'Test project' section with 'Sample content' and social sharing buttons for Facebook (Share) and Twitter (Tweet). There are also buttons for 'Edit Project' and 'Add activity'. The 'Collaborators' section contains a table with columns for '#', 'Name', 'Rating', and 'Activites'. Below this is the 'Interested Collaborators' section, which includes a table with columns for '#', 'Name', 'Rating', and 'Activites'. The first row in this table shows a collaborator named 'Sreyantha Chary' with a 'Not Rated' status. A red box highlights the checkmark in the first column of this row. To the right of the table is an 'Accept as Collaborators' button. The 'Activities' section at the bottom features a table with columns for 'Action', 'Edit', '#', 'Activity', 'Start Date', 'End Date', and 'Resources'. The first row shows an activity with the number '1', 'Sample Activity', a start date of 'Jan. 10, 2010, midnight', an end date of 'Oct. 10, 2010, midnight', and 'Others' as resources. Buttons for 'Mark as Complete' and 'Edit' are present for this activity. The footer contains information about the website's maintenance and design credits.

parichay Home Projects About Blog Statistics Welcome, Consult

Test project  
Sample content

Collaborators

#	Name	Rating	Activites

Interested Collaborators

#	Name	Rating	Activites
<input checked="" type="checkbox"/>	1	Sreyantha Chary	Not Rated
<input checked="" type="checkbox"/>			Sample Activity

Accept as Collaborators

Activities

Action	Edit	#	Activity	Start Date	End Date	Resources
Mark as Complete	Edit	1	Sample Activity	Jan. 10, 2010, midnight	Oct. 10, 2010, midnight	Others

Made & Maintained by Consult Club, IIM Ahmedabad. View the team.  
Based on Simplex. Grids by Bootstrap. Icons from Font Awesome. Web fonts from Google. Background vector designed by Freepik.

# Step 7

Once the project is complete, organizers must click on the '**Mark as Complete**' tab. Now they can give feedback about their collaborators, and vice versa

The screenshot shows a project management interface for a project titled "Test project". At the top right, there are two buttons: "Edit Project" (purple) and "Add activity" (blue). Below the title, there is a section for "Collaborators" with a table containing one entry for "Sreyantha Chary" with a "Not Rated" status. Below that is a section for "Interested Collaborators" with a table and an "Accept as Collaborators" button. At the bottom is an "Activities" section with a table containing one entry for "Sample Activity". In the "Activities" table, the "Mark as Complete" button is highlighted with a red box.

#	Name	Rating	Activites
1	Sreyantha Chary	Not Rated	Sample Activity

#	Name	Rating	Activites
---	------	--------	-----------

Action	Edit	#	Activity	Start Date	End Date	Resources
Mark as Complete	Edit	1	Sample Activity	Jan 10, 2010, midnight	Oct 10, 2010, midnight	Others

The screenshot shows a feedback form titled "Submit your ratings & feedback". The form contains a table with columns for "#", "Project", "Activity", "Feedback for", "Your Role", "Commitment", "Impact", "Professionalism", and "Comment (optional)". The first row of the table is highlighted with a red box. Below the table is a "Submit" button.

Please fill out the following ratings before continuing to use the site.

Submit your ratings & feedback

#	Project	Activity	Feedback for	Your Role	Commitment	Impact	Professionalism	Comment (optional)
1	Test project	Sample Activity	Consult Club	Collaborator	Commitment	Impact	Professionalism	

Submit



# Step 8

The organizers will be directed to a blog site, where they can enter multimedia content to archive the impact of the project

parichay Home Projects About Blog Statistics Welcome, Consult ▾

Share Tweet

Add a new blog post

Heading

Content

Path: p

Image  No file chosen  
Make sure your image has 5:3 aspect ratio (for example, width x height may 250x150). Any other sizes will be scaled.

Small description

We welcome your feedback on our initiative. If you would like to contribute to the managerial side of the portal, please email us at [consultclub@iimahd.ernet.in](mailto:consultclub@iimahd.ernet.in)